

# PiXL Independence:

## MFL - Student Booklet

### KS4

## Spanish

### Contents:

- I. Beginner Level – 20 credits per question
- II. Advanced Beginner Level – 30 credits per question
- III. Intermediate Level – 40 credits per question
- IV. Proficient Level – 60 credits per question
- V. Advanced Level – 70 credits each
- VI. Expert Level – 80 credits each

**I. Beginner Level. Nivel Básico**

*20 credits per question*

**Definite and Indefinite Articles**

1. Write the 4 forms of the definite article in the table below.

masc. singular	fem. singular	masc. plural	fem. plural
the	the	the	the

2. Give 5 examples of singular masculine nouns using the correct definite article.

Definite article	Noun	English meaning

3. Give 5 examples of singular feminine nouns using the correct definite article.

Definite article	Noun	English meaning

4. Give 5 examples of masculine plural nouns using the correct definite article.

Definite article	Noun	English meaning

5. Give 5 examples of feminine plural nouns using the correct definite article.

Definite article	Noun	English meaning

<https://www.thoughtco.com/how-to-use-definite-articles-3079100>

<https://www.rocketlanguages.com/spanish/grammar/spanish-definite-and-indefinite-articles>

<https://www.spanishdict.com/guide/indefinite-articles-in-spanish>

6. Write down four instances when a definite article is used in Spanish but not in English.

- 
- 
- 
- 

7. Write the 4 forms of the indefinite article in the table below.

masc. singular	fem. singular	masc. plural	fem. plural
a/an	a/an	some	some

8. Give 5 examples of singular masculine nouns using the correct indefinite article.

Definite article	Noun	English meaning

9. Give 5 examples of singular feminine nouns using the correct indefinite article.

Definite article	Noun	English meaning

10. Give 5 examples of masculine plural nouns using the correct indefinite article.

Definite article	Noun	English meaning

11. Give 5 examples of feminine plural nouns using the correct indefinite article.

Definite article	Noun	English meaning

12. State three instances when the indefinite article is not used in Spanish when it is in English.

- 
- 
-

13. Fill in the gaps in these sentences which describe masculine and feminine nouns.

- a. Generally, nouns which end in \_\_\_\_ are masculine and nouns which end in \_\_\_\_ are feminine. However, there are some exceptions.

List some in the box below.

- b. Words that end in -or, -ón and és are generally \_\_\_\_\_.
- c. Words that end in -ción, -dad and -dad are generally \_\_\_\_\_.

14. Fill in the gaps in these sentences about plural nouns.

- a. To form the plural of nouns you normally add \_\_\_\_\_ to words ending in a \_\_\_\_\_ and \_\_\_\_\_ to words ending in a consonant.
- b. Nouns which end in z in the singular, end in \_\_\_\_\_ in the plural.

## Subject Pronouns and Object Pronouns

Check out the  
websites listed  
below if you  
need some help.

<https://studyspanish.com/grammar/lessons/subpro>

<https://studyspanish.com/grammar/lessons/dopro1>

<https://www.thoughtco.com/using-subject-pronouns-spanish-3079374>

<https://www.thoughtco.com/whats-the-object-pronouns-3078137>

15. Read the sentences below and say whether they are true or false.

- a) Pronouns are used in place of the verb, to avoid repeating it.
- b) Pronouns are used in place of the noun, to avoid repeating it.
- c) The pronoun must agree with the noun it is replacing.
- d) Subject pronouns are always used in Spanish.
- e) Subject pronouns are often only used for emphasis as the verb ending tells us the person who is the subject of the verb.
- f) Object pronouns can be direct or indirect.

16. a) Memorise the subject pronouns below and their meanings.

1. **yo** - I
2. **tú** – you (*singular familiar*)
3. **usted** — you (*singular formal*)
4. **él, ella** — he, she
5. **nosotros, nosotras** — we
6. **vosotros, vosotras** — you (*plural familiar*)
7. **ustedes** — you (*plural formal*)
8. **ellos, ellas** — they

b) Re-write them below from memory.

- 
- 
- 
- 
- 
- 
- 
- 
-

17. a) Memorise the direct and indirect object pronouns.

*Direct object pronouns*

me
te
lo/la
nos
os
los/las

*Indirect object pronouns*

me - me
te - you
le – him, her, it, you (sing, formal)
nos - us
os - you
les – them, you (plural, formal)

b) Cover them and write them below.

c) Read the three statements below about object pronouns. Memorise them thoroughly. Cover them and re-write them below from memory.

- Object pronouns normally go **before** the verb.
- Object pronouns go **after** the negative word.
- Object pronouns **are attached** to the end or before the near future tense and the present continuous.

- 
- 
-

18. Rewrite the sentences below using direct object pronouns.

- Quiero la falda más corta. \_\_\_\_\_
- Tengo la regla. \_\_\_\_\_
- No hago el alpinismo. \_\_\_\_\_
- Quiere un coche menos caro. \_\_\_\_\_
- Tenemos un libro. \_\_\_\_\_

19. Rewrite the sentences below using direct and indirect object pronouns.

- Da el boli a Carlos. \_\_\_\_\_
- Escucha a mi madre. \_\_\_\_\_
- Voy a escribir a mi padre. \_\_\_\_\_
- Nadie tiene el gato. \_\_\_\_\_
- Compré un regalo para María. \_\_\_\_\_
- Mi profesor me enseña a hablar español. \_\_\_\_\_

20. Translate these sentences into Spanish.

- I write to her every month. \_\_\_\_\_
- I bought him a present. \_\_\_\_\_
- I don't have it. \_\_\_\_\_
- I sent him an email. \_\_\_\_\_
- I am going to do it. \_\_\_\_\_
- I have made it. \_\_\_\_\_
- He gave her some money. \_\_\_\_\_





## II. Advanced Beginner Level - Nivel Básico + 1

30 credits per question

<https://studyspanish.com/grammar/lessons/adj1>

<http://www.spanishlanguageguide.com/grammar/adjective.asp>

<https://www.thoughtco.com/using-malo-mal-and-related-words-3079105>

<http://www.learn-spanish-amigos.com/adjectives-in-spanish.html>



Do some revision on Spanish adjectives before you begin.

### Adjectives

1. Complete the following sentences about adjectives by filling in the gaps.

Adjectives are \_\_\_\_\_ words. In Spanish, adjectives usually come \_\_\_\_\_ the noun they are describing. Adjectives must \_\_\_\_\_ with the \_\_\_\_\_ they describe. Ends of adjectives may \_\_\_\_\_ depending on the \_\_\_\_\_ of the noun they are describing and depending on whether the noun they are describing is \_\_\_\_\_ or singular.

2. Some adjectives always come before the noun. Make a list of them in the box below.

3. Fill in the table with examples of adjectives ending in o, e, or and in a consonant, in their different forms.

Adjectives ending in	Masculine singular	Feminine singular	Masculine plural	Feminine plural
-o/-a				
-e				
-or/ora				
in a consonant				

4. Do some research and make a list of those adjectives that never change in the box below.

5. Some adjectives are shortened when they come before a masculine singular noun.

bueno → buen  
malo → mal  
primero → primer  
tercero → tercer  
alguno → algún  
ninguno → ningún

a. Learn them and re-write them from memory in the box below with their meanings.

b. Translate the following sentences.

- Un buen amigo. \_\_\_\_\_
- Hace mal tiempo. \_\_\_\_\_
- El primer día. \_\_\_\_\_
- El Tercer Mundo. \_\_\_\_\_
- ¿Tienes algún libro? \_\_\_\_\_
- No tengo ningún interés en hacerlo. \_\_\_\_\_

6. What do you notice about *gran* in these sentences?

Tengo una *gran* familia católica irlandesa.

Me gustaría un *gran* piso.

---

---

7. Some nationalities do not end in -o and follow a different pattern. List some examples below. <https://www.spanishdict.com/guide/nationalities-in-spanish>

Ending in -s	Masculine singular	Feminine singular	Masculine plural	Feminine plural
Ending in -				

8. Translate the following sentences. Remember Spanish word order and adjectival agreement!

a) A small house.

---

b) A black dog.

---

c) I live in a big house.

---

d) My mother is very nice.

---

e) For school, I have to wear a black jacket.

---

f) The hotel is an impressive building.

---

g) I don't have much money.

---

h) I have blond hair and blue eyes.

---

i) My parents are divorced.

---

j) I don't have any pens.

---

k) The Spanish girls.

---

l) There are a lot of historical buildings.

---

m) The big beautiful church.

---

n) I think Maths is fun.

---

o) I wear a light blue shirt.

---





## Comparative and Superlative Adjectives.

Do some revision on Spanish comparatives and superlatives before you begin.

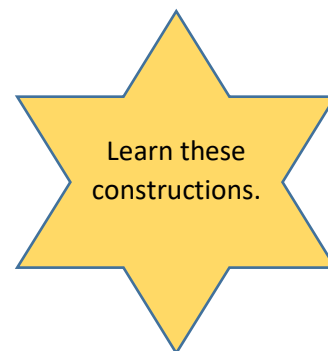
<https://www.rocketlanguages.com/spanish/grammar/spanish-comparatives-superlatives>

12. Complete the sentence about comparatives by filling in the gaps with the correct word.

Comparative adjectives \_\_\_\_\_ two things by saying that one thing is better or bigger or worse etc. than the \_\_\_\_\_.

The comparative is formed by using the correct form of the adjective with the following constructions.

Más + adjective + que  
Menos + adjective + que  
Tan + adjective + como



13. Translate the following sentences.

a) Mi padre es más guapo que tu padre.

---

b) José es menos inteligente que María.

---

c) Mi madre es tan simpática como mi padre.

---

d) Madrid es más pequeña que Londres.

---

e) Pienso que la ciudad es menos aburrida que el campo.

---



14. Make up 5 Spanish sentences of your own to practise comparatives.

---

---

---

---

---

15. Learn these irregular ones off by heart.

Adjective	Comparative	Superlative
Bueno (good)	mejor (better)	el/la mejor    los/las mejores (the best)
malo (bad)	peor (worse)	el/la peor    los/las peores (the worst)

Cover the table above and complete it from memory.

Adjective	Comparative	Superlative
(good)	(better)	(the best)
(bad)	(worse)	(the worst)

16. Complete the sentence about superlatives by filling in the gaps with the correct word.

Superlative adjectives \_\_\_\_\_ two or more things, saying one is the best or worst or biggest etc.

The superlative is formed by using the correct form of the adjective with the following construction:

el/la/los/las + más/menos + adjective



17. Translate the following sentences.

a) Mi perro es el mejor.

---

b) Mi coche es el más rápido.

---

c) Tu hermano es el menos alto.

---

d) Esta película es la peor.

---

e) Los libros son los mejores.

---

f) Mi amiga es la más deportista.

---

18. Translate these sentences into Spanish.

a) The maths teacher is less boring than the English teacher.

---

b) This car is the newest.

---

c) Maria is my best friend.

---

d) The restaurant is the best in the town.

---

e) Your house is the biggest in the street.

---

f) His team are the worst.

---

19. Make up 10 sentences containing a mixture of comparatives and superlatives in Spanish.

---

---

---

---

---

---

---

---

---

---

---

---

20. In one sentence, describe how you will remember the most difficult grammar point you have learned in stage 2.

---

---

---

---

---

---



### III. Intermediate Level - Nivel intermedio

40 credits per question

#### Subject pronouns

<http://www.spanish411.net/Spanish-Subject-Pronouns.asp>

Do some research on **subject pronouns**. Follow the link below.

1. What are the 6 subject pronouns in Spanish?

	Singular	Plural
First Person		
Second person		
Third person		

In what circumstances would you use these pronouns?

<i>Tú</i>	
<i>Usted</i>	
<i>Vosotros</i>	
<i>Ustedes</i>	

#### Infinitives

<https://www.spanishdict.com/guide/infinitives-in-spanish>

Research the **infinitive** and its uses. Follow the link below.

2. In your own words, describe what an infinitive is.

---

---

---

---

3. Put a cross next to the **four** statements that are true about infinitives.

	You cannot find an infinitive in a dictionary.
	Modal verbs are followed by the infinitive.
	Verbs expressing like, dislike are followed by the infinitive.
	Verbs expressing future intentions or wish are never followed by the infinitive.
	Infinitives always end in –ar in Spanish.
	The infinitive is used after antes de.
	When two verbs follow each other in a sentence, the second verb is always in the infinitive.
	Verbs expressing preferring are not followed by the infinitive.

**Correct all the false statements.**

4. Highlight the infinitives in the sentences below and put a cross next to the four that **DO NOT** contain a mistake.

	Mañana voy a comprar un regalo para mi abuela.
	Me gusta como una hamburguesa.
	No puedo salgo con mis amigos.
	Tengo que llamar a mis padres.
	No quiere hace sus deberes.
	Antes de salir tengo que fregar los platos.
	Suelo ir al colegio en autobús.
	No me gusta voy al cine.

Correct the **four** sentences that contain a mistake.

Do some research on **-ar** verbs in the present tense. Follow the link below.

### The Present Tense

<https://studyspanish.com/verbs/lessons/justar>

5. Highlight the statements that are **true**.

- a) You use the present tense to describe what is taking place now.
- b) You use the present tense to describe what will happen in the distant future.
- c) You use the present tense to describe something that happened yesterday.
- d) You use the present tense to describe something that happens regularly.
- e) Present tense verb endings change depending on who is doing the verb/action.

6. Fill in the gaps below to form a correct description about how to formulate the present tense of regular **-ar** verbs.

Take the \_\_\_\_\_ form of an **-ar** verb. Remove the \_\_\_\_\_ from the infinitive to form the \_\_\_\_\_ and then add the correct verb ending.

7. List the endings for regular **-ar** verbs

Subject pronouns	Endings <b>-ar</b> verbs
<i>yo</i>	
<i>tú</i>	
<i>él/ella</i>	
<i>nosotros</i>	
<i>vosotros</i>	
<i>ellos/ellas</i>	

8. Follow the link below and practise conjugating regular **-ar** verbs.

<https://studyspanish.com/verbs/random-quiz/juster>

<https://studyspanish.com/verbs/lessons/juster>

<https://www.spanishdict.com/guide/spanish-present-tense-forms>

Do some research on **-er** verbs in Spanish. Follow the links below.

9. List the endings for regular **-er** verbs

Subject pronouns	Endings <b>-er</b> verbs
<i>yo</i>	
<i>tú</i>	
<i>él/ella</i>	
<i>nosotros</i>	
<i>vosotros</i>	
<i>ellos/ellas</i>	

10. Follow the link below and practise conjugating regular **-er** verbs.

<https://studyspanish.com/verbs/random-quiz/juster>

<https://studyspanish.com/verbs/lessons/juster>

<https://www.spanishdict.com/guide/spanish-present-tense-forms>

Do some research on **-ir** verbs in Spanish. Follow the links below.

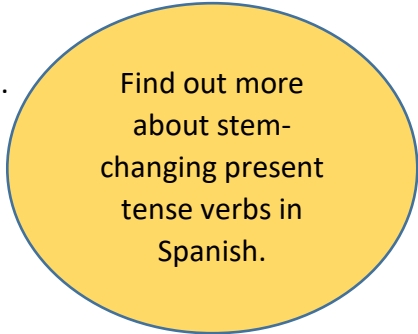
11. List the endings for regular **-ir** verbs

Subject pronouns	Endings <b>-ir</b> verbs
<i>yo</i>	
<i>tú</i>	
<i>él/ella</i>	
<i>nosotros</i>	
<i>vosotros</i>	
<i>ellos/ellas</i>	

12. Follow the link below and practise conjugating regular *-ir* verbs.

<https://studyspanish.com/verbs/random-quiz/justir>

<https://studyspanish.com/verbs/lessons/pei>



13. In your own words, explain what a stem-changing verb is.

---

---

---

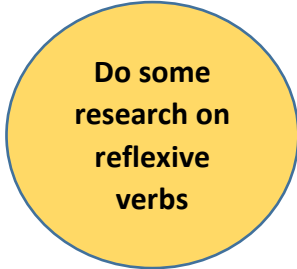
14. Write out the full conjugations of these verbs in the present tense.

<i>tener</i>	<i>ser</i>	<i>ir</i>	<i>hacer</i>

Learn them, cover them and write them from memory in the table below.

<i>tener</i>	<i>ser</i>	<i>ir</i>	<i>hacer</i>





<https://www.spanishdict.com/guide/reflexive-verbs-and-reflexive-pronouns>

15. List the reflexive pronouns.

	Singular	Plural
First Person		
Second person		
Third person		

16. Write out the full conjugations of what **you** think are the **five** most useful reflexive verbs in Spanish.

<i>yo</i>					
<i>tú</i>					
<i>él/ella</i>					
<i>nosotros</i>					
<i>vosotros</i>					
<i>ellos/ellas</i>					

17. Write a description of your daily routine on a school day. Use as many reflexive verbs as you can.

---



---



---



---



---



---



---



---

18. Now change the description of your daily routine into the third person singular.

---

---

---

---

---

---

---

---

---

---

**Familiarise yourself  
with the main  
modal verbs**

<https://quizlet.com/218258128/spanish-gcse-modal-key-verbs-flash-cards/18>.

19. Put a cross next to the **five** sentences that contain modal verbs and underline the modal verb.

	Los sábados voy al cine con mis amigos.
	Quiero tomar una siesta porque estoy cansada.
	No puedo salir esta noche por que no hice mis deberes.
	Mis abuelos viven en Salamanca.
	En el pasado solía llevar uniforme escolar.
	No me gustan las películas de guerra por qué son demasiado largas.
	¿Puedes ir conmigo?
	No debes comer la comida rápida porque es malsana.

20. Write out the full conjugation of what you think are the **five** most useful modal verbs.

<i>yo</i>				
<i>tú</i>				
<i>él/ella</i>				
<i>nosotros</i>				
<i>vosotros</i>				
<i>ellos/ellas</i>				



#### IV. Proficient Level - Nivel competente

60 credits per question

#### The Preterite Tense

<https://www.spanishdict.com/guide/spanish-preterite-tense-forms>

Research the uses and formation of the preterite tense.

1. Fill in the gaps.

The preterite ..... uses just one ..... to describe a single completed ..... The ..... tense is often used with time ..... To conjugate ..... verbs in the preterite tense, start with an ..... and then take off the ending to leave the ..... Then add the correct ending.

2. Using the example, write out the full conjugation of the verb *preparar* in the preterite tense.

<b><i>Trabajar</i></b>	<b>To work</b>	<b><i>preparar</i></b>	<b>To prepare</b>
<i>Yo trabajé</i>	I worked		I prepared
<i>tú trabajaste</i>	You worked		
<i>Él/ella trabajó</i>	He/she worked		
<b><i>Nosotros trabajamos</i></b>	We worked		
<b><i>Vosotros trabajasteis</i></b>	You worked		
<i>Ellos/ellas trabajaron</i>	They worked		

3. Using the example, write out the full conjugation of the verb *comer* in the preterite tense.

<b><i>aprender</i></b>	<b>To learn</b>	<b><i>comer</i></b>	<b>To eat</b>
<i>Yo aprendí</i>	I learnt		I ate
<i>tú aprendiste</i>	You learnt		
<i>Él/ella aprendió</i>	He/she learnt		
<i>Nosotros aprendimos</i>	We learnt		
<i>Vosotros aprendisteis</i>	You learnt		
<i>Ellos/ellas aprendieron</i>	They learnt		

4. Using the example, write out the full conjugation of the verb *recibir* in the preterite tense.

<b><i>salir</i></b>	<b>To go out</b>	<b><i>recibir</i></b>	<b>To live</b>
<i>yo salí</i>	I went out		I received
<i>tú saliste</i>	you went out		
<i>Él/ella salió</i>	he/she went out		
<i>Nosotros salimos</i>	we went out		
<i>Vosotros salisteis</i>	you went out		
<i>Ellos/ellas salieron</i>	they went out		

5. Look up the full conjugations of these verbs that are irregular in the preterite tense. Complete the table below and learn them.

	<b><i>Estar</i></b>	<b><i>Hacer</i></b>	<b><i>Ir + ser</i></b>	<b><i>poner</i></b>	<b><i>tener</i></b>	<b><i>ser</i></b>
<b><i>yo</i></b>						
<b><i>tú</i></b>						
<b><i>Él/ella</i></b>						
<b><i>nosotros</i></b>						
<b><i>vosotros</i></b>						
<b><i>Ellos/ellas</i></b>						

6. Cover the table above and write the verbs from memory in the table below.

	<i>Estar</i>	<i>Hacer</i>	<i>Ir + ser</i>	<i>poner</i>	<i>tener</i>	<i>ser</i>
<i>yo</i>						
<i>tú</i>						
<i>Él/ella</i>						
<i>nosotros</i>						
<i>vosotros</i>						
<i>Ellos/ellas</i>						

7. Translate the following sentences into the preterite tense.

a) I ate an apple.

---

b) The day before yesterday he went out with his friends.

---

c) They decided to go to the cinema.

---

d) We received a letter yesterday.

---

e) We did our homework last night.

---

f) We spoke on the telephone two days ago.

---

g) Last year she bought a car.

---

h) I went to Spain last year.

---

i) They called at one.

---

j) I arrived at 7.

---

k) Then they prepared dinner.

---

l) Yesterday I wrote three letters.

---

m) At that moment, he began to cry.

---

n) Yesterday afternoon we went to Seville.

---

o) She sent a letter.

---

p) Where were you born?

---

q) Last year Elena and Juan got married.

---

r) I lived in Barcelona for three months.

---

s) They drank the coffee.

---

t) It rained at 3 o'clock.

---

u) I ate a sandwich.

---

v) We went to bed at 7 o'clock.

---

w) She decided to go out.

---

x) Did he read the book?

---

y) Did you do your homework?

---

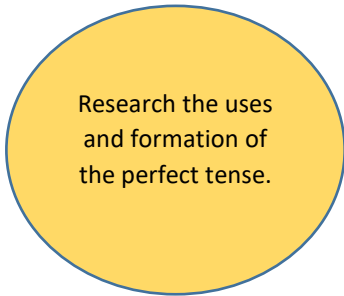
z) He lived there for five years.

---

### The Perfect Tense

<https://www.spanishdict.com/guide/spanish-present-perfect-indicative>

<https://studyspanish.com/grammar/lessons/presperfect>



8. Fill in the gaps.

The perfect \_\_\_\_\_ is a compound verb used to describe a single, completed \_\_\_\_\_ in the immediate \_\_\_\_\_, one which has just or recently \_\_\_\_\_ or which is still relevant to the ongoing \_\_\_\_\_. To form the \_\_\_\_\_ you need the auxiliary verb \_\_\_\_\_ in the present tense and a past \_\_\_\_\_

9. Fill in the table with the present tense of *haber*.

<b>haber = to have</b>			
<i>yo</i>		<i>nosotros</i>	
<i>tú</i>		<i>vosotros</i>	
<i>él/ella</i>		<i>ellos/ellas</i>	



10. Change these infinitives into past participles.

Infinitive	Past participle
<i>comprar</i>	
<i>vivir</i>	
<i>comer</i>	
<i>hablar</i>	
<i>reducir</i>	

11. Look up 5 infinitives that have **irregular** past participles.

Infinitive	Past participle

12. Translate the following sentences into the perfect tense.

a) I have eaten an apple.

---

b) He has made a mistake.

---

c) They have learnt Spanish.

---

d) You have written a letter.

---

e) We have watched the film.

---

f) We have done our homework.

---

g) She has worked in a restaurant.

---

h) I have read the book.

---

i) She has spoken with my mother.

---

j) They have asked the teacher.

---

k) Maite has played football.

---

l) Ana has studied French.

---

m) Have you been to Portugal?

---

n) They have bought a car.

---

o) He has drunk the wine.

---

p) Juan and Maria have travelled to Spain.

---

q) Have you seen my phone?

---

r) We haven't eaten.

---

s) We have visited Madrid.

---

t) Has he eaten lunch?

---

u) What have you done?

---

v) Have you tried paella?

---

w) I have given the student a book.

---

x) I have called my parents.

---

y) I have finished the book

---

z) Has he spoken to them?

---

### The Imperfect Tense

<https://www.bbc.co.uk/bitesize/guides/zryhgwx/revision/1>

13. Explain the **three** main uses of the imperfect tense.

a) \_\_\_\_\_

b) \_\_\_\_\_

c) \_\_\_\_\_

14. Using the example, write out the full conjugation of *estar* in the imperfect tense.

<i>hablar</i>	To speak	<i>estar</i>	To be
<i>yo hablaba</i>	I used to speak		
<i>tú hablabas</i>	You used to speak		
<i>Él/ella hablaba</i>	He/she used to speak		
<i>Nosotros hablábamos</i>	We used to speak		
<i>Vosotros hablabais</i>	You used to speak		
<i>Ellos/ellas hablaban</i>	They used to speak		

15. Using the example, write out the full conjugation of *comer* in the imperfect tense.

<i>beber</i>	To drink	<i>comer</i>	To eat
<i>yo bebía</i>	I used to drink		
<i>tú bebías</i>	You used to drink		
<i>Él/ella bebía</i>	He/she used to drink		
<i>Nosotros bebíamos</i>	We used to drink		
<i>Vosotros bebíais</i>	You used to drink		
<i>Ellos/ellas bebían</i>	They used to drink		

16. Using the example, write out the full conjugation of *vivir* in the imperfect tense.

<i>venir</i>	To come	<i>vivir</i>	to live
<i>yo venía</i>	I used to come		
<i>tú venías</i>	You used to come		
<i>Él/ella venía</i>	He/she used to come		
<i>Nosotros veníamos</i>	We used to come		
<i>Vosotros veníais</i>	You used to come		
<i>Ellos/ellas venían</i>	They used to come		

17. Look up these common verbs in the imperfect tense and complete the table.

	<b>Ser</b> – to be	<b>Ir</b> – to go	<b>Ver</b> – to see
<i>yo</i>			
<i>tú</i>			
<i>él/ella</i>			
<i>nosotros</i>			
<i>vosotros</i>			
<i>ellos/ellas</i>			

18. Learn them, cover them and write them from memory in the table below.

	<b>Ser</b> – to be	<b>Ir</b> – to go	<b>Ver</b> – to see
<i>yo</i>			
<i>tú</i>			
<i>él/ella</i>			
<i>nosotros</i>			
<i>vosotros</i>			
<i>ellos/ellas</i>			

19. Translate the following sentences into the perfect tense.

a) I used to know Sergio.

---

b) He used to have a car.

---

c) They used to study Spanish.

---

d) You used to play hockey.

---

e) At that time, I was working in Madrid.

---

f) When I was young, I used to hate vegetables.

---

g) I used to go to the cinema every Saturday.

---

h) It was cloudy when I left the house.

---

i) She was hard working.

---

j) They used to wear school uniform.

---

k) I was working in a restaurant.

---

l) Ana used to eat meat.

---

m) Every year, we used to go on holiday to Portugal.

---

n) Every Saturday, the family could go shopping.

---

o) We used to prepare a special dinner.

---

p) We used to have fun.

---

q) She used to help.

---

r) She didn't used to do her homework.

---

s) When we worked in Spain we used to have a siesta.

---

t) We used to be sad.

---

u) When I was 11 years old I used to live in France.

---

v) My town was old and dirty.

---

w) Isabel was ten years old.

---

x) I went fishing every morning.

---

y) Rosa was doing her homework at 5pm.

---

z) He usually arrived early.

---

20. Put the time expressions into the correct column depending on whether they can be used with the preterite or imperfect tense or both tenses.

21.

Time expressions					
Ayer	siempre	a veces	el otro día	todos los días	a menudo
anoche	frecuentemente		hace tres años	anteayer	la semana pasada
Preterite	Both tenses		Imperfect		





V. Advanced Level - Nivel avanzado

70 credits per question

The Immediate Future Tense

<https://studyspanish.com/grammar/lessons/ira>

Do some research on the use and formation of the immediate future tense. Follow the link below

1. Write down when the immediate future is used in Spanish.

---

---

2. Fill in the table with the present tense of *ir*.

<i>ir = to go</i>			
<i>yo</i>		<i>nosotros</i>	
<i>tú</i>		<i>vosotros</i>	
<i>él/ella</i>		<i>ellos/ellas</i>	

3. Explain how to formulate the immediate future tense.

---

---

---

---

4. Translate the following into Spanish:

a) Tomorrow I am going to go out.

---

b) Next weekend I am going to watch a football match.

---

c) My father is going to go shopping.

---

d) Miguel and Ricardo are going to do their homework.

---

e) She is going to carry on working until the age of 65.

---

f) I am not going to lie.

---

g) We are going to watch a film on my laptop.

---

h) Beatriz is going to call.

---

i) Are you going to eat with us?

---

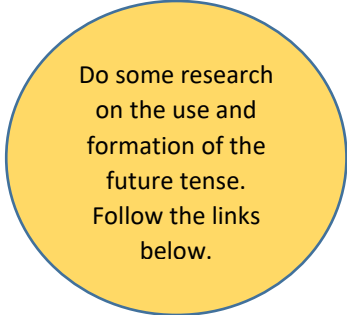
j) Sara is going to work as a waitress.

---

### The Future Tense

<https://www.spanishdict.com/guide/simple-future-regular-forms-and-tenses>

<https://studyspanish.com/grammar/lessons/future>



Do some research on the use and formation of the future tense. Follow the links below.

5. Write down when the future tense is used in Spanish.

---



---



---



---

6. Use the model to write out the full conjugation of the verbs in the future tense

<i>estudiar</i>	To study	<i>trabajar</i>	To work
<i>yo estudiaré</i>	I will study		
<i>tú estudiarás</i>	You will study		
<i>Él/ella estudiará</i>	He/she will study		
<i>Nosotros estudiaremos</i>	We will study		
<i>Vosotros estudiareis</i>	You will study		
<i>Ellos/ellas estudiarán</i>	They will study		
<i>seguir</i>	To carry on	<i>descubrir</i>	To discover

7. Look up the stem for the following verbs that are irregular in the future tense. Write the verb in the first person. Learn them\*.

<b>Infinitive</b>	<b>Stem</b>	<b>First person form</b>
<i>decir</i>		
<i>hacer</i>		
<i>poder</i>		
<i>poner</i>		
<i>querer</i>		
<i>tener</i>		
<i>saber</i>		

\* NB: These are the same stems that are used in the formation of the conditional tense.





11. In your own words, explain the difference between the future tense and the conditional tense.

---



---



---

12. Fill in the gaps

To formulate the conditional tense, take the \_\_\_\_\_ tense stem and add the conditional \_\_\_\_\_. These are exactly the same as the \_\_\_\_\_ and \_\_\_\_\_ endings for \_\_\_\_\_ verbs in the \_\_\_\_\_ tense.

13. Write out the full conjugation of the verbs using the model. Translate them into English. Learn the conditional endings.

<i>viajar</i>	To study	<i>estudiar</i>	To study
<i>yo viajaría</i>	I would travel		
<i>tú viajarías</i>	You would travel		
<i>Él/ella viajaría</i>	He/she would travel		
<i>Nosotros estudiaríamos</i>	We would travel		
<i>Vosotros estudiaríais</i>	You would travel		
<i>Ellos/ellas estudiarían</i>	They would travel		
<i>ver</i>	To see	<i>conducir</i>	To drive

Cover up the table above and try and write out full conjugations of the three verbs from memory.

	<i>estudiar</i>	<i>ver</i>	<i>conducir</i>
<i>yo</i>			
<i>tú</i>			
<i>él/ella</i>			
<i>nosotros</i>			
<i>vosotros</i>			
<i>ellos/ellas</i>			

14. Translate these sentences containing modal verbs in the conditional tense.

a) Se debería utilizar el transporte público para proteger el medio ambiente.

---

b) Querría ayudar a las personas desfavorecidas porque a mí *me parece* que tenemos que ser solidarios.

---

c) Podríamos donar más dinero a las organizaciones benéficas.

---

d) Creo que valdría la pena hacer preguntas.

---

e) Tendríamos que construir más viviendas.

---



15. Adapt and extend the sentences above.

---

---

---

---

---

---

---

---

---

---

16. Write a paragraph about your dream holidays using as many verbs as possible in the conditional tense.

---

---

---

---

---

---

---

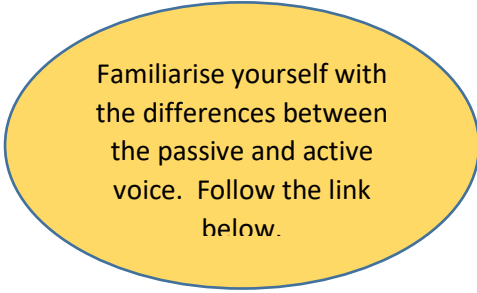
---

---

---

**The Passive**

<https://www.spanishdict.com/guide/active-vs-passive-voice>



Familiarise yourself with the differences between the passive and active voice. Follow the link below.

17. In your own words, explain the difference between the active voice and the passive voice.

---

---

---

---

18. Put a cross next to the **four** sentences that are written in the passive voice.

	Se hizo este pastel con mantequilla.
	En México se celebra el diez de mayo con fiestas para madres.
	Mi padre trabaja como contable en un despacho en el centro de la ciudad.
	David escribe un libro policial.
	Se venden periódicos.
	Yo hice el pastel con miel.
	El colegio fue construido en 1824.
	Normalmente se levanta a las siete y media.

19. Translate these sentences into English.

a) Se venden varios coches.

---

b) Las colonias fueron establecidas hace 200 años.

---

c) Mi secreto no fue revelado hasta ayer.

---

d) Todos ellos fueron interrogados.

---

e) La pizza fue cocida en el horno.

---

f) Nuestra casa fue construida en 1999.

---

20. What has been the most difficult aspect of grammar to learn in this booklet? Explain why and how you made sense of it. How could you become more confident with this aspect of Spanish grammar?

---

---

---

---

---

---

---

---



## VI. Nivel expert - Expert Level

80 credits per question

<https://www.spanishdict.com/guide/past-perfect-forms-and-uses>

Do some research  
on the pluperfect.  
Follow the link  
below.

### The Pluperfect Tense

1. Write a step-by-step explanation of how the pluperfect tense is formed.

---

---

---

---

2. Write out the full conjugation of the verb *haber* in the imperfect tense.

<b>haber = to have</b>			
<i>yo</i>		<i>nosotros</i>	
<i>tú</i>		<i>vosotros</i>	
<i>Él/ella</i>		<i>Ellos/ellas</i>	

3. Circle the past participles.

<b>A</b>	viajaba	viajó	viajaró	viajado
<b>B</b>	decidir	decidido	decide	decidiría
<b>C</b>	dar	dio	dado	daré
<b>D</b>	casarse	casaba	casado	Se casó
<b>E</b>	hago	hacer	hizo	hecho
<b>F</b>	oir	oído	oyó	oiga
<b>G</b>	cambiado	cambiaría	cambió	cambiando
<b>H</b>	murió	muerto	muere	morirá

4. Complete the quiz on the pluperfect tense. Follow the link below.

<https://www.spanishdict.com/guide/past-perfect-forms-and-uses>

5. Translate these sentences that contain the pluperfect tense.

a) Ella había comido antes de ir al cine.

---

b) Había visto ya la película.

---

c) Yo había cerrado la puerta.

---

d) Isabel y Elena habían ahorrado mucho dinero para ir de vacaciones.

---

e) Paco no le había dado la trajeta a su amigo.

---

f) Nos habíamos sentado cuando el tren salió.

---

6. Write 7 sentences of your own in the pluperfect tense.

---

---

---

---

---

---

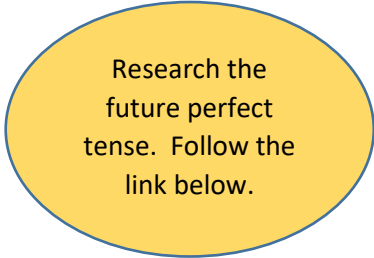
---

---

---

---

## The Future Perfect



<https://www.spanishdict.com/guide/spanish-future-perfect-indicative>

7. Fill in the gaps.

The future perfect is used to say what will have \_\_\_\_\_ before another event or by a certain time in the future. To form the \_\_\_\_\_ you need the \_\_\_\_\_ tense of \_\_\_\_\_ and a past \_\_\_\_\_

8. Complete the table with the full conjugation of *haber* in the future tense.

<b>haber = to have</b>			
<i>yo</i>		<i>nosotros</i>	
<i>tú</i>		<i>vosotros</i>	
<i>él/ella</i>		<i>ellos/ellas</i>	

9. Write an explanation of how to form the future perfect tense.

---

---

---

---

---

---

---

---

---

---

10. Translate these sentences.

a) Habremos vuleto de Argentina para el doce de marzo.

---

b) José le habrá dado el regalo.

---

c) Cuando llegues ya habré salido.

---

d) Yo habré terminado mi trabajo para diciembre.

---

e) No habremos aprendido nada.

---

f) El juego habrá terminado cuando llegues.

---

g) No habrás terminado tus deberes para mañana.

---

Cover the originals and translate the sentences back into **Spanish**.

a) \_\_\_\_\_

b) \_\_\_\_\_

d) \_\_\_\_\_

e) \_\_\_\_\_

f) \_\_\_\_\_

g) \_\_\_\_\_

## Conditional Perfect

<https://www.spanishdict.com/guide/conditional-perfect-forms-and-uses>

Research the conditional perfect tense. Follow the link below.

11. In your own words, explain:

- a) How the conditional perfect is formed.
- b) How it is different to the future perfect tense.

a) \_\_\_\_\_  
\_\_\_\_\_

b) \_\_\_\_\_  
\_\_\_\_\_

12. Change these sentences into the conditional perfect tense.

- a) Habremos vuelto de Argentina para el doce de marzo.

\_\_\_\_\_

- b) José le habrá dado el regalo.

\_\_\_\_\_

- c) Cuando llegues ya habré salido.

\_\_\_\_\_

- d) Yo habré terminado mi trabajo para diciembre.

\_\_\_\_\_

- e) No habremos aprendido nada.

\_\_\_\_\_

- f) El juego habrá terminado cuando llegues.

\_\_\_\_\_

- g) No habrás terminado tus deberes para mañana.

\_\_\_\_\_



## The Subjunctive Mood

<https://www.thoughtco.com/when-to-use-the-subjunctive-mood-3079851>  
<https://www.lawlessspanish.com/grammar/verb/subjunctive-uc.html>

Research the subjunctive in Spanish. Follow these links.

13. Fill in the gaps.

The subjunctive is a \_\_\_\_\_ of the verb, not a \_\_\_\_\_. It is used to convey the speaker's attitude to the action described. It is used when statements are not to be taken as pure fact, but more as a matter of judgement or attitude. The \_\_\_\_\_ is nearly always used in a subordinate clause, i.e. the second part of a \_\_\_\_\_ introduced by *que*.

14. Look up the expressions below that are followed by the subjunctive mood.

<b>Conjunctions</b>	<b>Meaning in English</b>
	on the condition that
	unless
	before
	provided that
	in case
	hopefully
	so that
	for fear that
	provided that
	without
<b>Conjunctions of time</b>	<b>English meaning</b>
	as soon as
	when
	after
	as soon as
	until
<b>Conjunctions of uncertainty</b>	<b>English meaning</b>
	although
	how
	so that
	perhaps

15. Look up these verbs in the subjunctive tense. Learn them and ensure you know what they mean.

	<i>ser</i>	<i>estar</i>	<i>poder</i>	<i>tener</i>	<i>hacer</i>	<i>decir</i>
<i>yo</i>						
<i>tu</i>						
<i>el/ella</i>						
<i>nosotros</i>						
<i>vosotros</i>						
<i>ellos/ellas</i>						

	<i>ir</i>	<i>ver</i>	<i>dar</i>	<i>saber</i>	<i>querer</i>
<i>yo</i>					
<i>tu</i>					
<i>el/ella</i>					
<i>nosotros</i>					
<i>vosotros</i>					
<i>ellos/ellas</i>					

Cover the completed table and write the full conjugations of the verbs from memory in the table below.

	<i>ser</i>	<i>estar</i>	<i>poder</i>	<i>tener</i>	<i>hacer</i>	<i>decir</i>
<i>yo</i>						
<i>tu</i>						
<i>el/ella</i>						
<i>nosotros</i>						
<i>vosotros</i>						
<i>ellos/ellas</i>						

	<i>ir</i>	<i>ver</i>	<i>dar</i>	<i>saber</i>	<i>querer</i>
<i>yo</i>					
<i>tu</i>					
<i>el/ella</i>					
<i>nosotros</i>					
<i>vosotros</i>					
<i>ellos/ellas</i>					

16. Put a cross next to each of the **five** sentences that contain the subjunctive. In the right-hand column explain why the sentence contains the subjunctive mood.

<b>A</b>	Tengo miedo que me estén mirando.	
<b>B</b>	Es cierto que ella viene.	
<b>C</b>	Quiero que vengas aquí.	
<b>D</b>	Cuando llegue vamos a cenar.	
<b>E</b>	No es cierto que ella salga.	
<b>F</b>	Debemos llamar mi abuela.	
<b>G</b>	Dudo que tengas el gripe.	
<b>H</b>	No tengo ganas de ir al cine esta noche.	

17. Write **10** sentences using the subjunctive mood. Try to write sentences on the topic(s) you are currently studying.

---



---



---



---



---



---



---



---



---



---

## The Imperative

<https://www.spanishdict.com/guide/spanish-imperative-mood>

Research the imperative in Spanish. Follow the link.

18. Fill in the gaps.

- The imperative is used to give \_\_\_\_\_; these can either be affirmative or \_\_\_\_\_ To form affirmative commands with regular verbs use the \_\_\_\_\_ form of the verb but without the final \_\_\_\_\_
- For the *vosotros* form, remove the final \_\_\_\_\_ from the end of the \_\_\_\_\_ and replace it with \_\_\_\_\_
- For *Usted* and *ustedes* use the \_\_\_\_\_ person of the present \_\_\_\_\_
- To form negative commands with regular verbs always use the negative word plus the present \_\_\_\_\_

19. Write these verbs in the imperative.

	<i>Comer</i>	<i>Escuchar</i>	<i>Hablar</i>	<i>Escribir</i>
<i>tú</i>				
<i>vosotros</i>				
<i>usted</i>				
<i>ustedes</i>				

20. Make these commands negative

a) ¡Habla español!

---

b) ¡Comes la comida rápida!

---

c) ¡Escucha!

---


d) ¡Ven aquí!

---

e) ¡Dime la verdad!

---





**Commissioned by The PiXL Club Ltd.**

This resource is strictly for the use of member schools for as long as they remain members of The PiXL Club. It may not be copied, sold, or transferred to a third party or used by the school after membership ceases. Until such time it may be freely used within the member school.

All opinions and contributions are those of the authors. The contents of this resource are not connected with, or endorsed by, any other company, organisation or institution.

PiXL Club Ltd endeavour to trace and contact copyright owners. If there are any inadvertent omissions or errors in the acknowledgements or usage, this is unintended and PiXL will remedy these on written notification.